



Curriculum, Assessment, and Ed Tech Update

October 2014



EngageNY.org

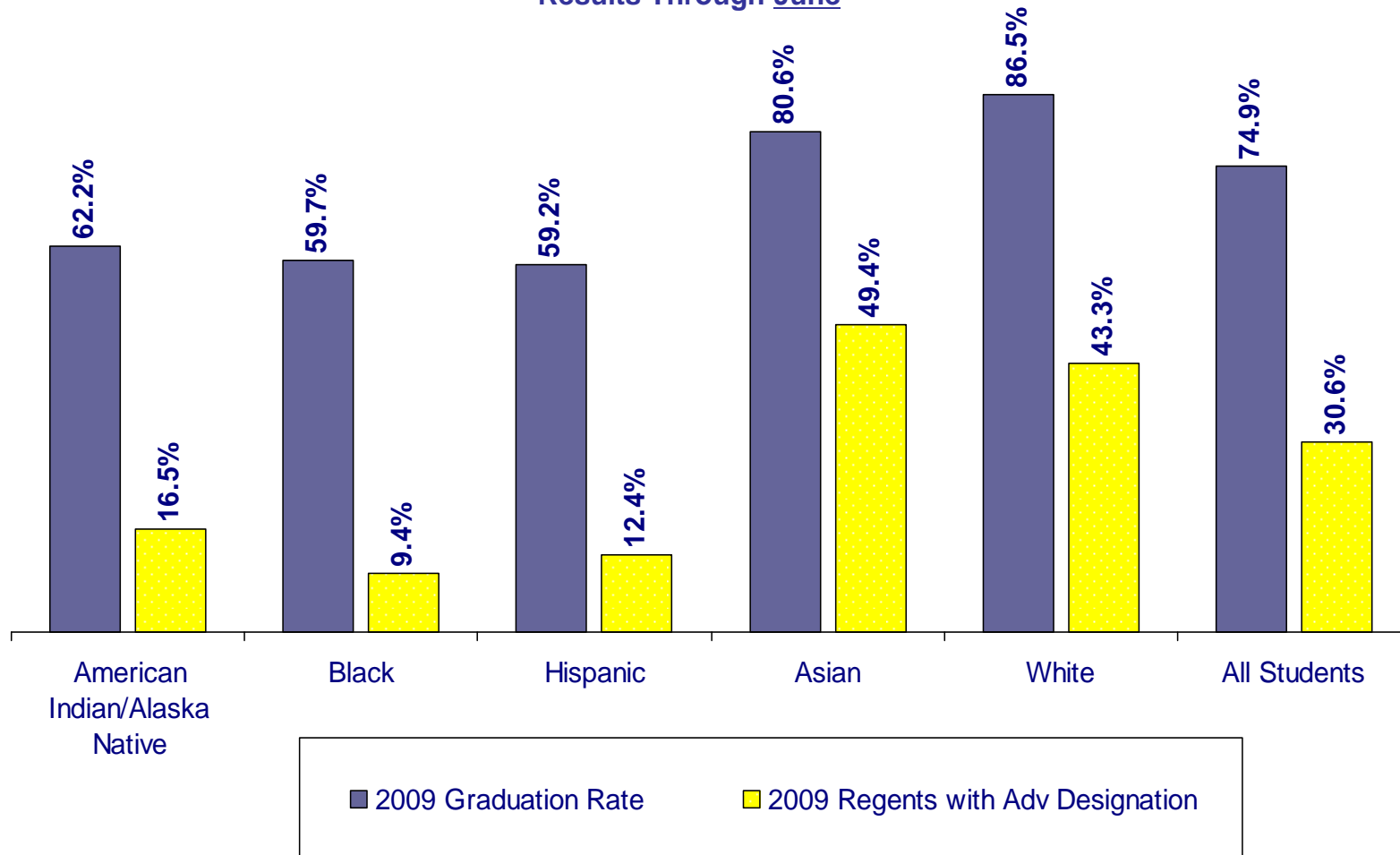
For over a decade, the Regents Diploma with Advanced Designation has been a pathway to academic readiness for college and careers

- **To earn an Advanced Designation diploma, a student must**
 - **complete additional coursework in the Arts, Career and Technical Education (CTE), or a language other than English (LOTE) and**
 - **pass two additional Regents Exams in math and one additional Regents Exam in science.**

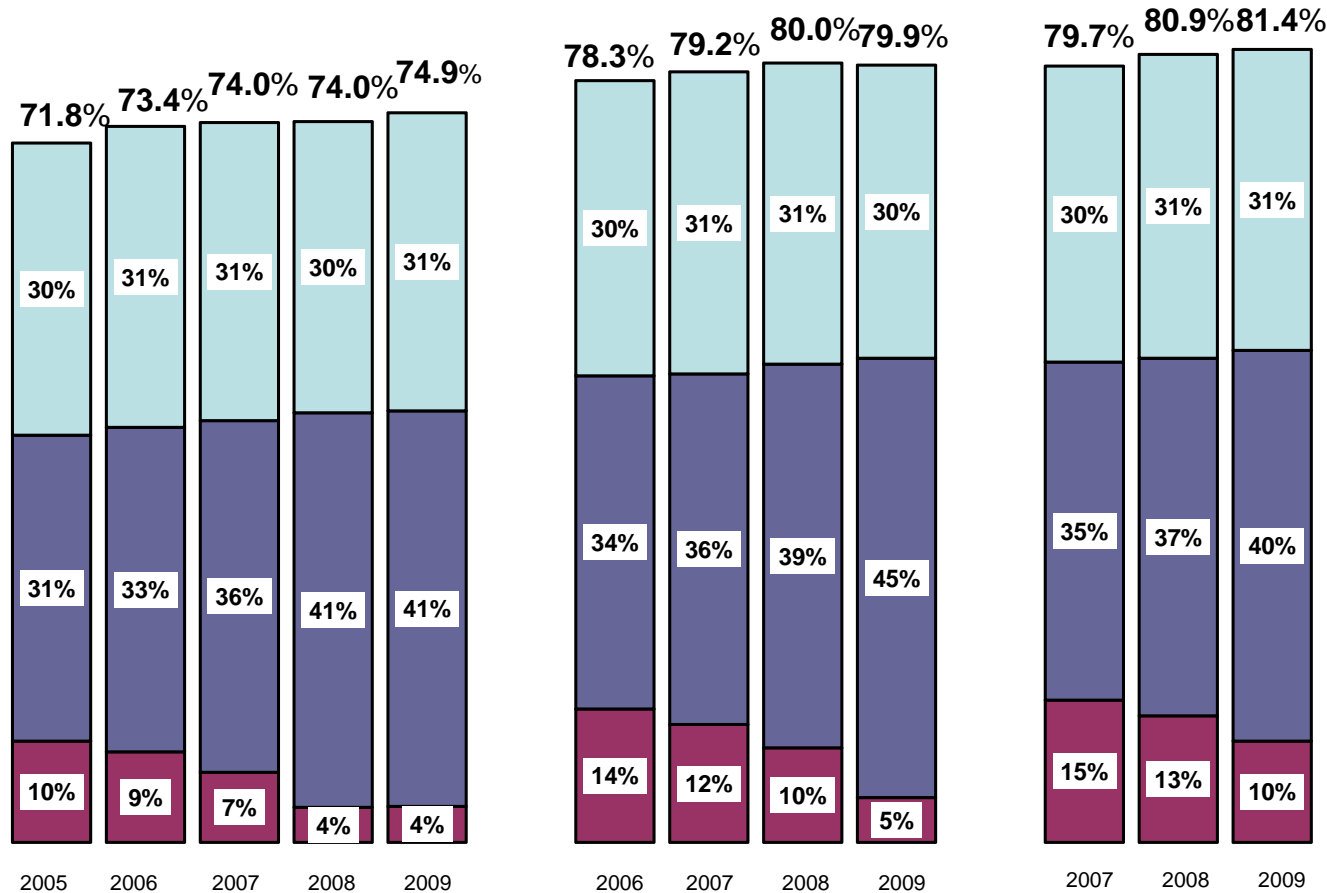
Statewide and for each race/ethnicity group, only a small percentage of students in the cohort earn the Regents Diploma with Advanced Designation in comparison to the graduation rate.

Students in Public Schools After 4 Years

Results Through June



Although statewide graduation rates continue to increase, the percentage of students earning Regents Diplomas with Advanced Designation remains relatively flat.



The cohort graduation rate is presented at the top of the columns. The overall rate may not equal the sum of each diploma type due to rounding.

Four Years

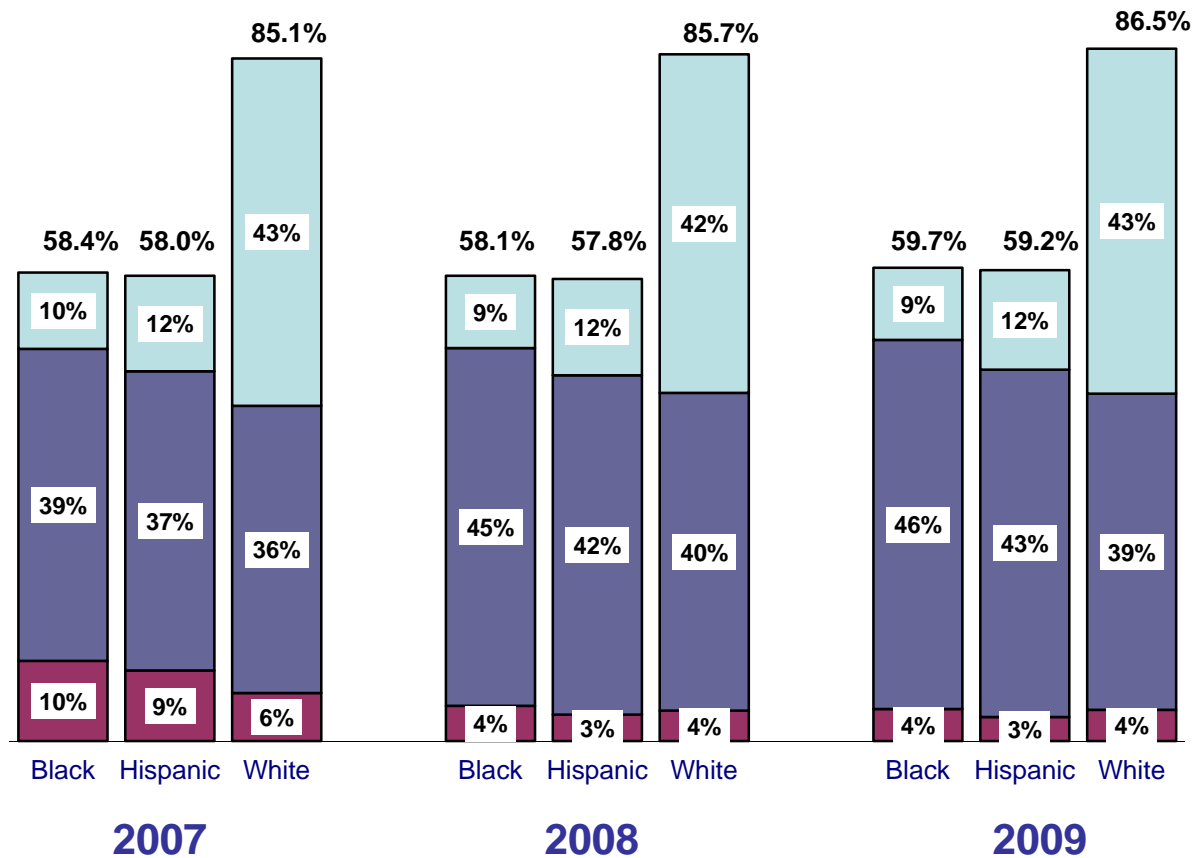
Five Years

Six Years

■ Local Diploma ■ Regents Diploma □ Regents Diploma with Advanced Designation

Statewide, the graduation rate achievement gap has remained relatively stable. The gap is largest based on the percent of the cohort that earned a Regents Diploma with Advanced Designation.

Statewide percentage of cohort members by diploma type after 4 years

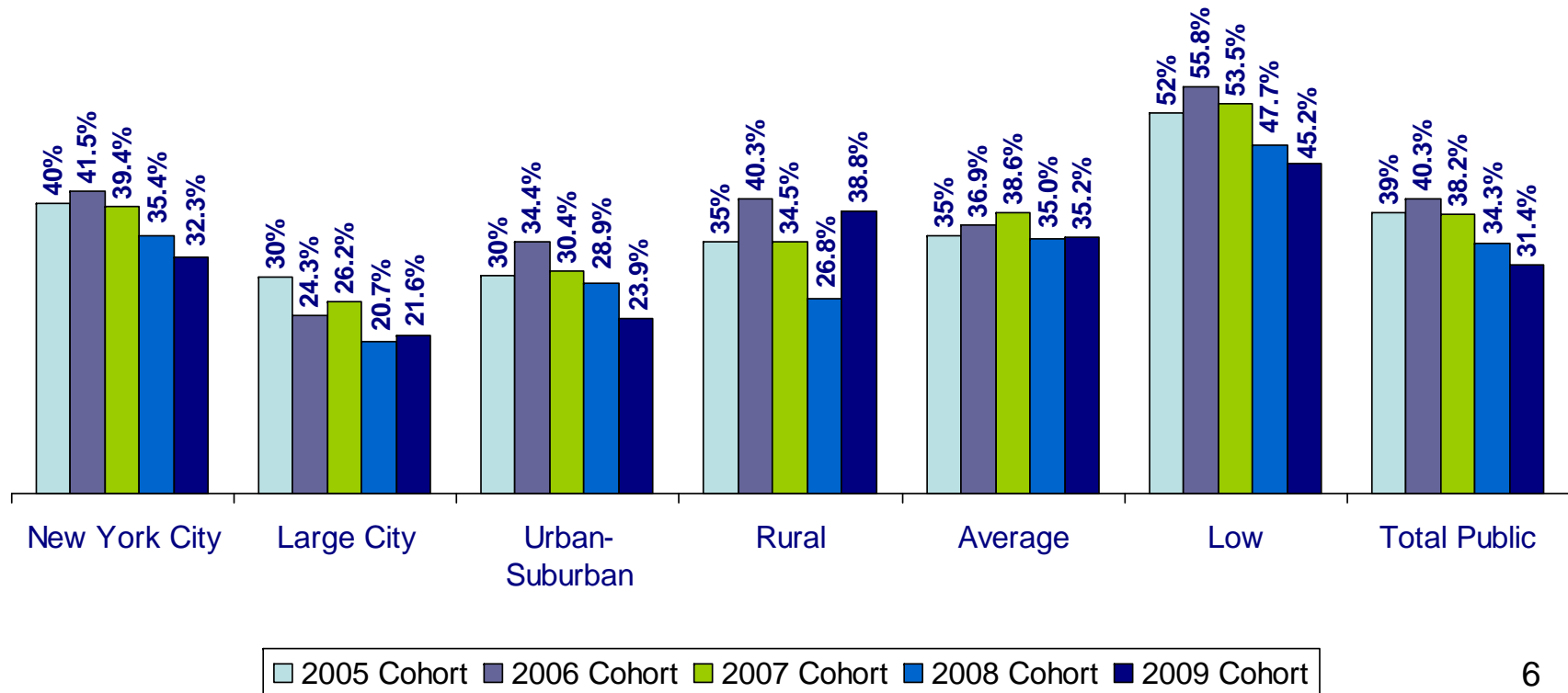


■ Local Diploma
 ■ Regents Diploma
 ■ Regents Diploma with Advanced Designation

The cohort graduation rate is presented at the top of each column. The overall rate may not equal the sum of each diploma type due to rounding.

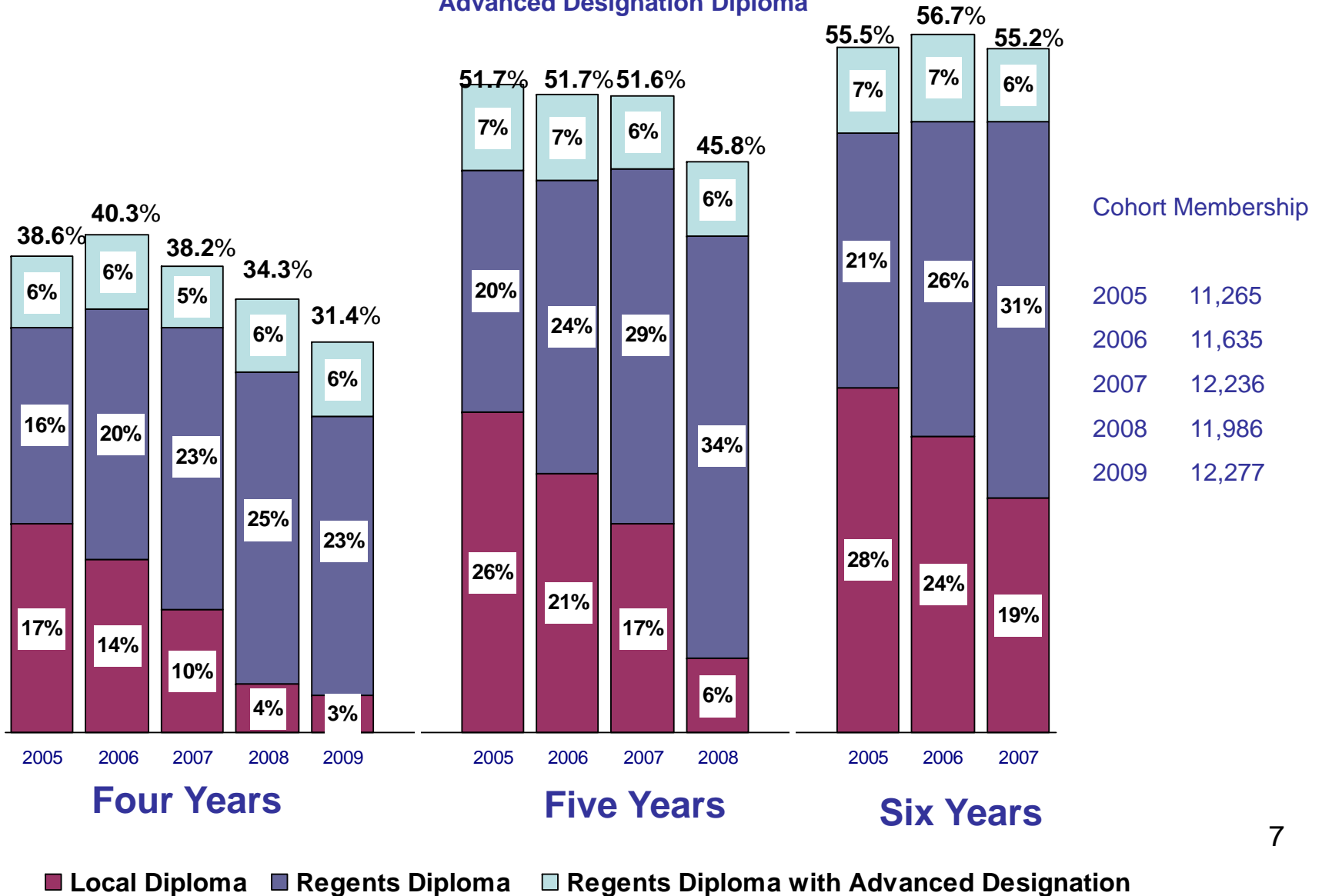
The graduation rates for English Language Learners have generally decreased.

Percentage of English Language Learner Students Graduating with Regents or Local Diploma as of June of Year 4



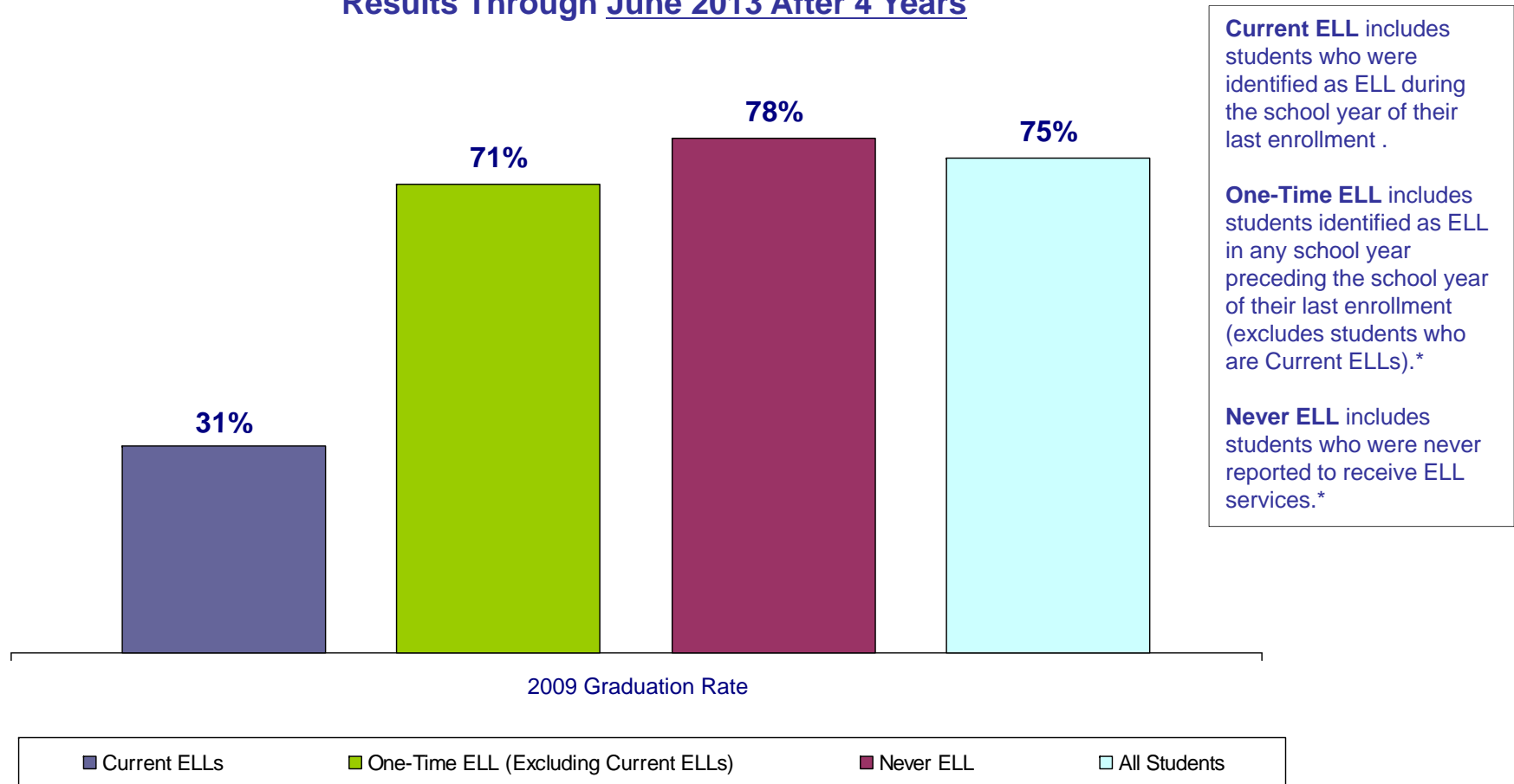
The percentage of English Language Learners earning the Regents Diploma after four years has not increased sufficiently to offset the decrease in those earning the Local Diploma.

The percentage of English Language Learner cohort members earning a Local, Regents or Regents with Advanced Designation Diploma



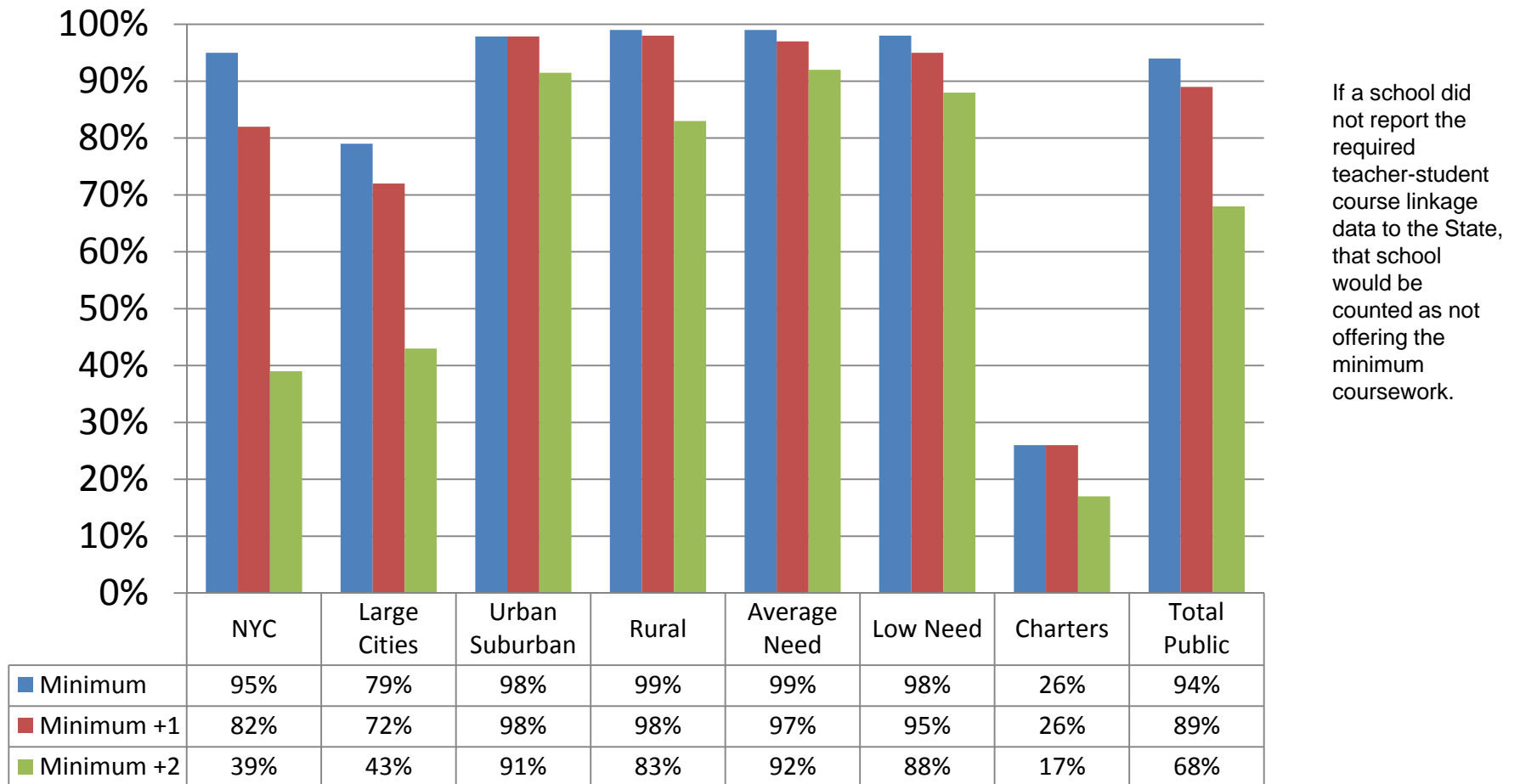
However, the graduation rate for students who exited and no longer receive English Language Learner services is comparable to the general population.

Results Through June 2013 After 4 Years



* Data are available for the 2005-06 to 2012-13 school years only. Therefore, students who received ELL services prior to grade 5 (prior to 2005-06 for students in grade 12 in the 2012-13 school year) will not be identified as One-Time ELL.

In 2012-13, the percentage of high schools offering the Regents coursework required for the Advanced Designation Diploma varied by need/resource group.



Minimum = all necessary courses, including at least one Regents course in the physical sciences (1,088 of 1,154 high schools)

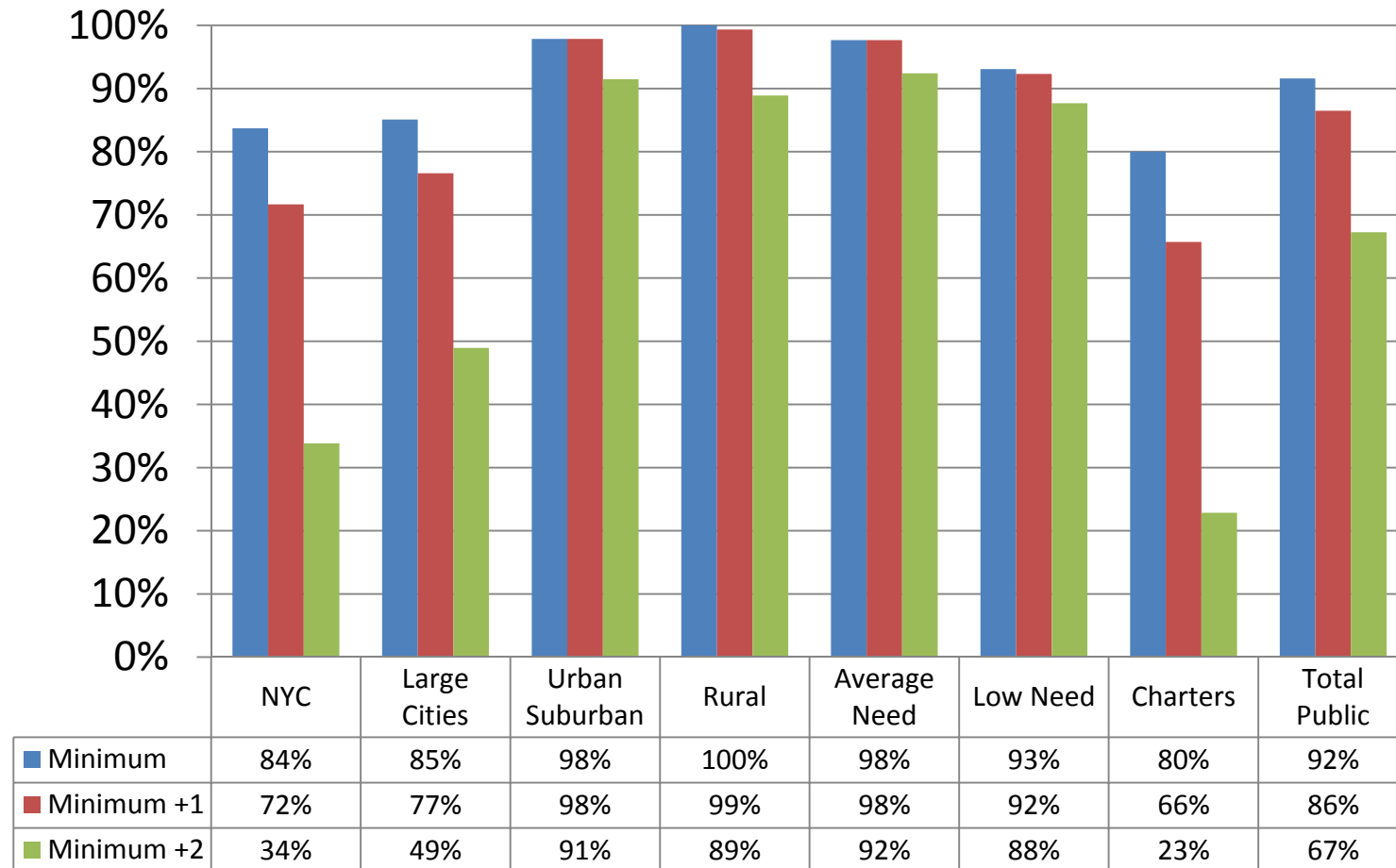
Minimum +1 = all necessary courses, including at least two Regents courses in the physical sciences (1,024 of 1,154 high schools)

Minimum +2 = all necessary courses, including all three Regents courses in the physical sciences (779 of 1,154 high schools)

* High schools in districts where all students take Regents Earth Science in grade 8 were not counted for meeting "Minimum plus 2".

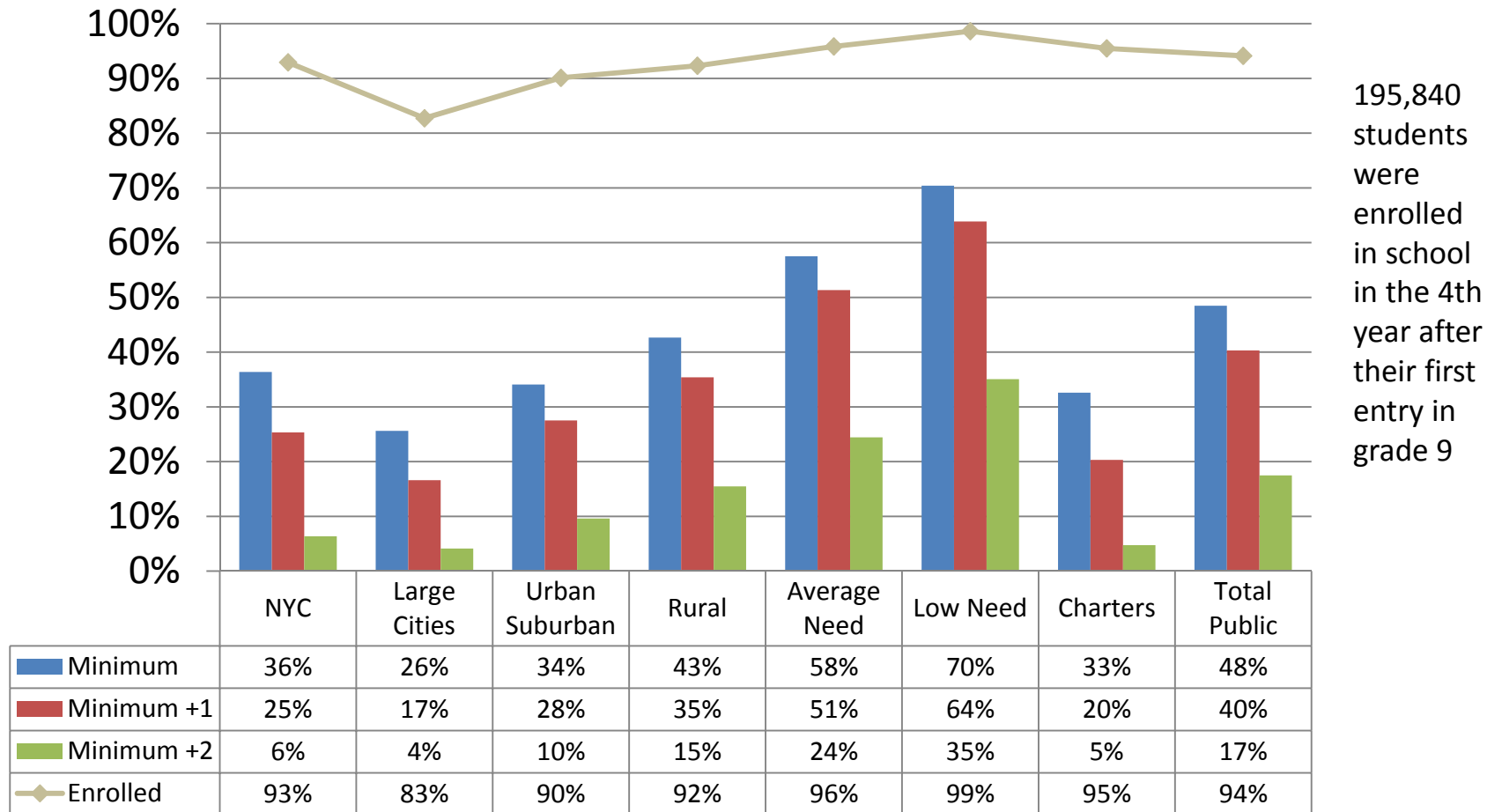
In addition, some schools offer courses on an alternate-year basis.

In 2012-13, the percentage of high schools administering the Regents Exams required for the Advanced Designation Diploma varied by need/resource group.



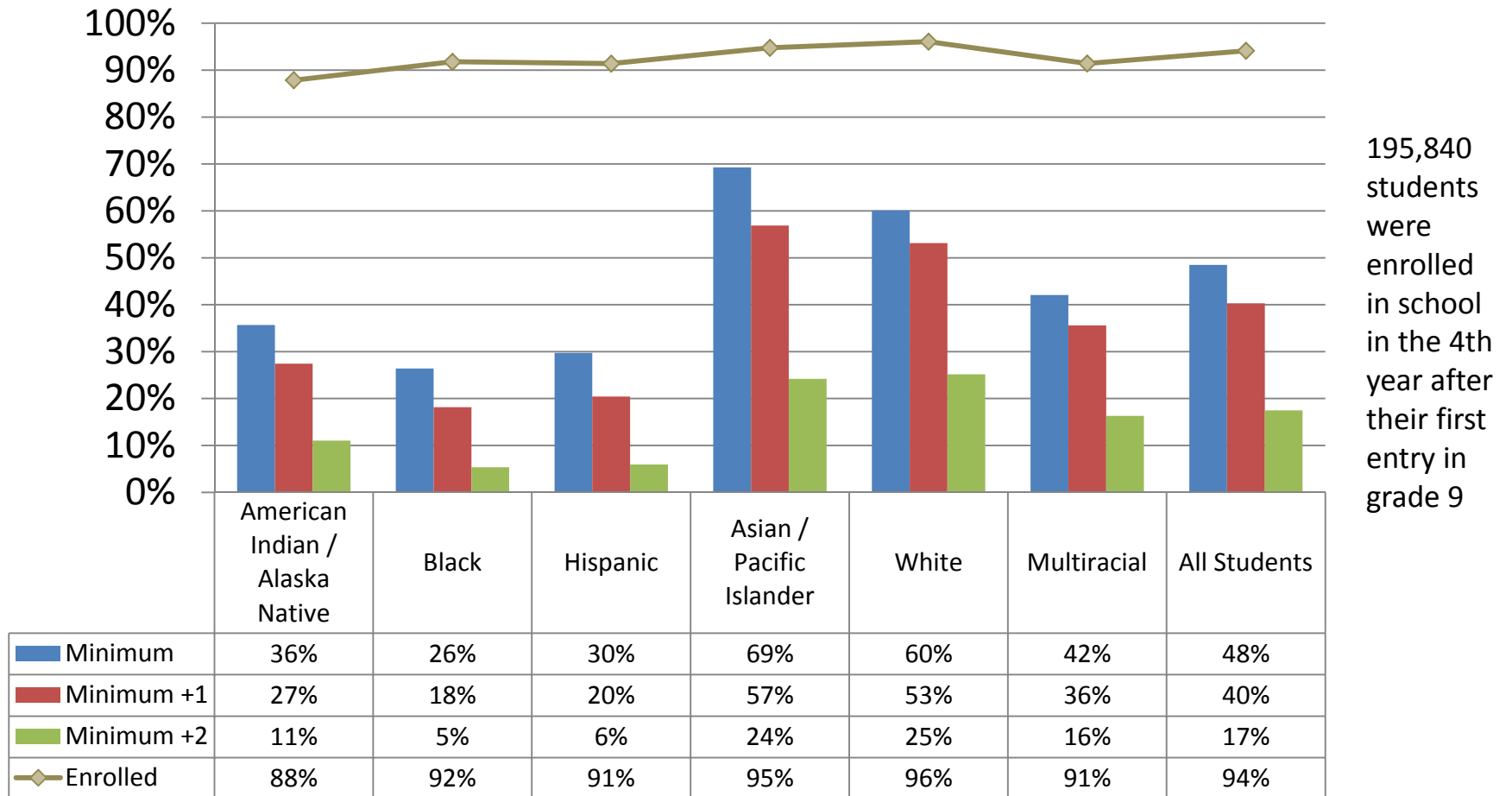
Minimum = all necessary Regents Exams, including at least one in the physical sciences (1,057 of 1,154 high schools statewide)
 Minimum +1 = all necessary Regents Exams, including at least two in the physical sciences (998 of 1,154 high schools statewide)
 Minimum +2 = all necessary Regents Exams, including all three in the physical sciences (776 of 1,154 high schools statewide)

Of the students in the 2009 cohort still enrolled during their fourth year of high school (2012-13 school year), the percent of students participating in the Regents Exams required for the Advanced Designation Diploma varied by need/resource group.



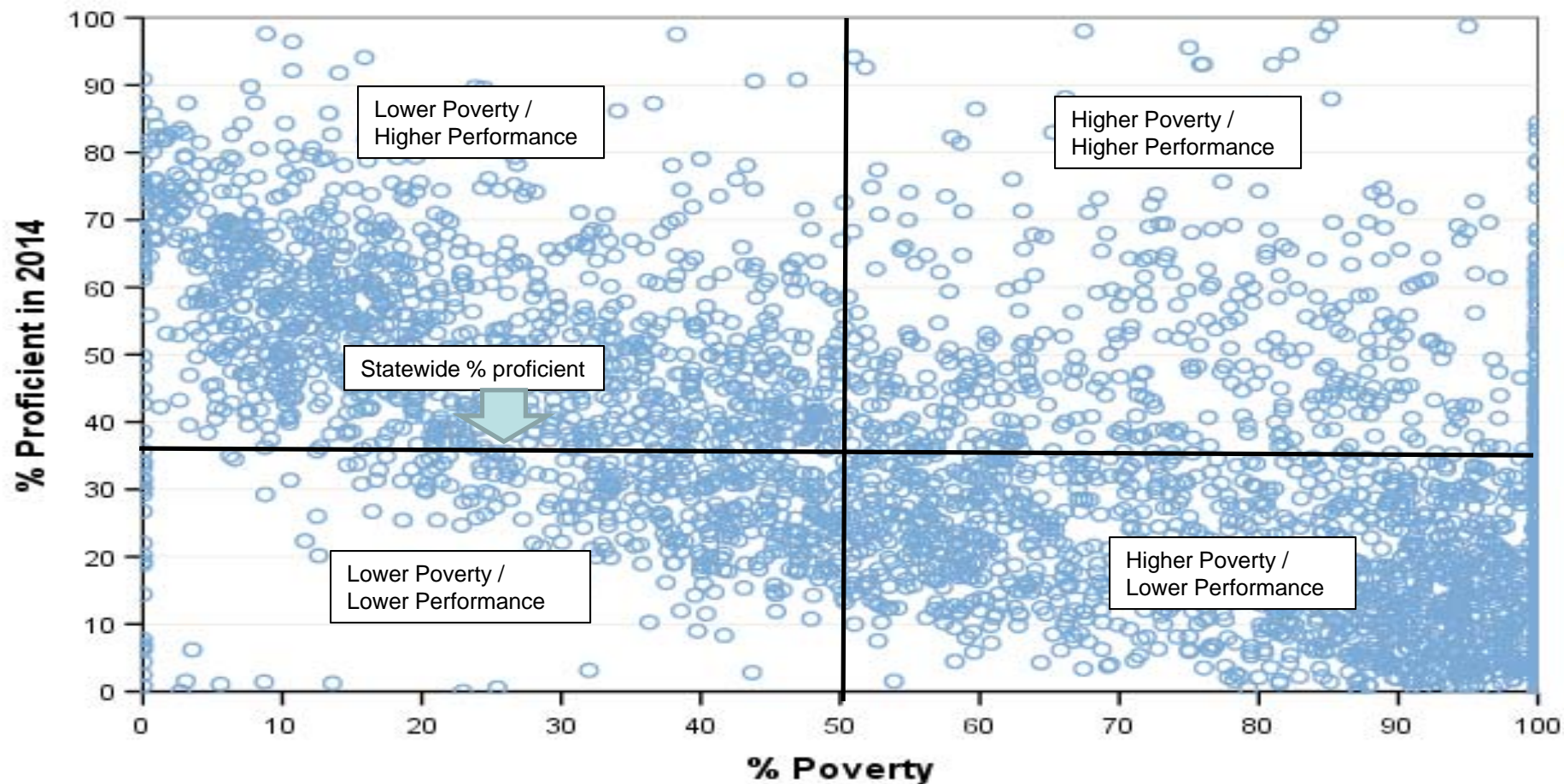
Minimum = all necessary Regents Exams, including at least one in the physical sciences (94,954 of 195,840 students)
 Minimum +1 = all necessary Regents Exams, including at least two in the physical sciences (78,947 of 195,840 students)
 Minimum +2 = all necessary Regents Exams, including all three in the physical sciences (34,243 of 195,840 students)

Of the students in the 2009 cohort still enrolled during their fourth year of high school (2012-13 school year), the percent of students participating in the Regents Exams required for the Advanced Designation Diploma varied by race/ethnicity.



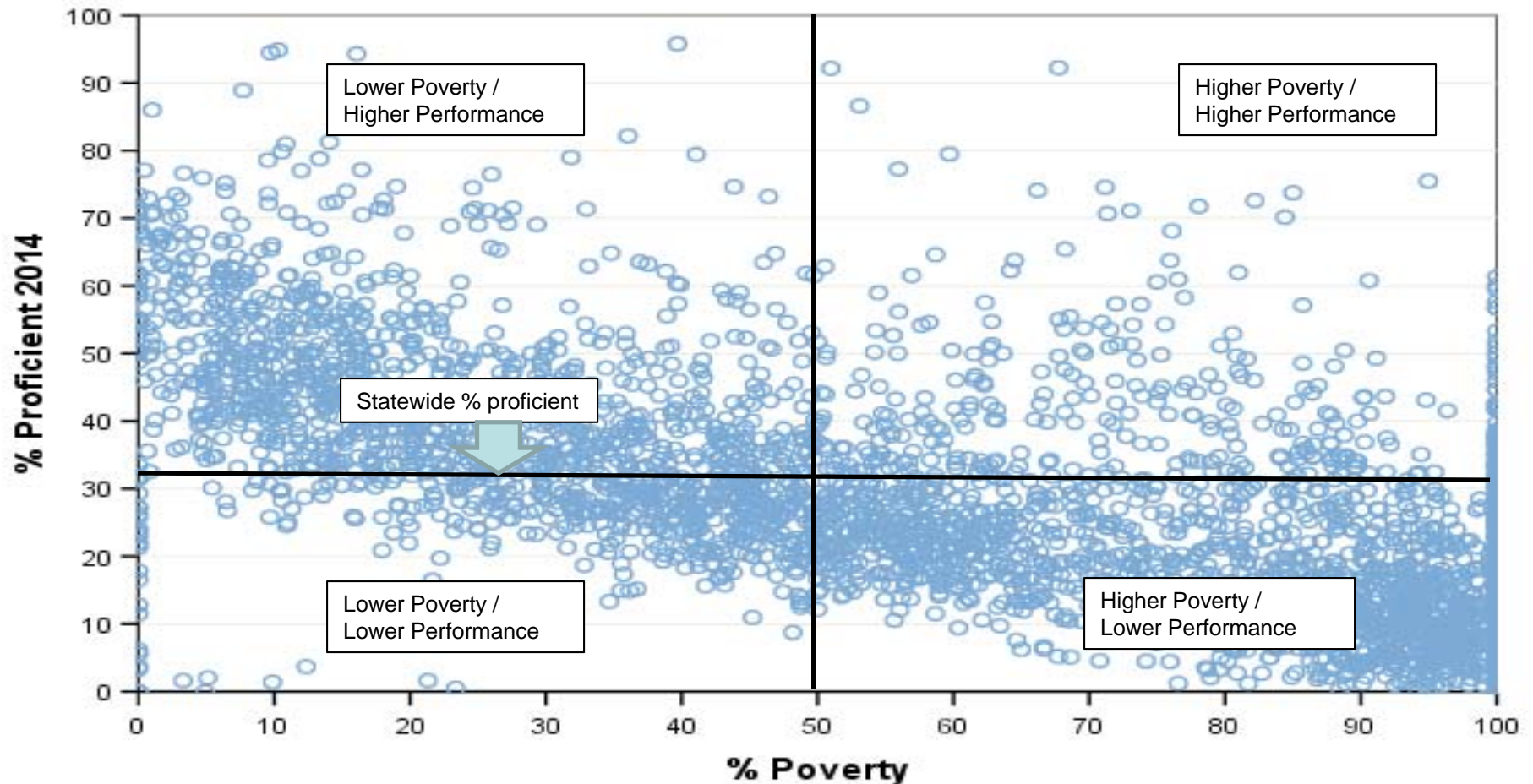
Minimum = all necessary Regents Exams, including at least one in the physical sciences (94,954 of 195,840 students)
 Minimum +1 = all necessary Regents Exams, including at least two in the physical sciences (78,947 of 195,840 students)
 Minimum +2 = all necessary Regents Exams, including all three in the physical sciences (34,243 of 195,840 students)

Although there is some correlation between 2014 Grades 3-8 Math performance and Poverty, there are many examples of Higher Poverty / Higher Performance schools*



* For a list of schools by poverty quintile, ranked by 2014 performance and 2014 positive change, see <http://www.p12.nysed.gov/irs/pressRelease/20140814/home.html>

Although there is some correlation between 2014 Grades 3-8 ELA performance and Poverty, there are many examples of Higher Poverty / Higher Performance schools*



* For a list of schools by poverty quintile, ranked by 2014 performance and 2014 positive change, see <http://www.p12.nysed.gov/irs/pressRelease/20140814/home.html>

New York is phasing in the Common Core over 12 years

2010: Board of Regents adopted Common Core

2013: Common Core Assessments administered in Grades 3-8 English Language Arts (ELA) and Math

2014: Roll-out of Common Core Regents Exams begins

- June 2014: Algebra I (ELA offered, but not required)
- June 2015: Geometry (ELA offered, but not required)
- June 2016: Algebra II and ELA (required for 1st time)

Class of 2017: First cohort of high school graduates required to pass Common Core Regents Exams for graduation at the current score of 65 (partial proficiency).

Class of 2022: First cohort of high school graduates required to pass Common Core Regents Exams for graduation at the aspirational college- and career ready score (proficiency).

Transition to New York Common Core Assessments is a 12-year phase-in

Cohort Analyses

- **Year-to-year same-student cohort comparisons will be important at the local level over the next 8 years through full Common Core implementation beginning with the Class of 2022.**
- **The Class of 2022:**
 - **Had just completed kindergarten when the Common Core was adopted by the Board in summer 2010;**
 - **Was enrolled in third grade when student progress on the Common Core was first measured in spring 2013;**
 - **Will generally take the Common Core Algebra I Regents Exam in five years (2019), the Common Core ELA Regents Exam in seven years (2021), and graduate in eight years (2022);**
 - **Will arrive in high school following eight years of Common Core instruction that emphasized background knowledge, close reading, number sense, problem-solving, and fluency.**

For Grades 3-8 ELA and Math, students at Levels 2 and above are on track for current graduation requirements. Students at Levels 3 and above are on track to graduate at the aspirational college- and career-ready level.

<u>Grades 3-8 ELA and Math</u>
Level 4: Student <u>excels</u> in the Common Core Learning Standards for this grade level
Level 3: Student is <u>proficient</u> in the Common Core Learning Standards for this grade level (on track to achieve at the aspirational college- and career-ready Level 4, first required for Regents Diploma purposes with the Class of 2022)
Level 2: Student is <u>partially proficient</u> in the Common Core Learning Standards for this grade level (on track to meet current New York high school graduation requirements – Level 3)
Level 1: Student is <u>well below proficient</u> in the learning standards for this grade level

Computer Science Accelerated Math

Social Studies Framework
Social Studies Course/Exam Requirements
Science Standards

Where are they Now? Reports

**Teaching is the Core
Common Core Institutes
Data System Capacity Grants**

Questions and Comments